



三项赛 盛装舞步科目

2024



CCI1* 盛装舞步科目B

赛事名称：

日期：

评分裁判：

序号：

骑手：

国籍：

马匹：

裁判签字：

CCI1* 盛装舞步科目B:

注1：在三项赛一星赛事中，只允许使用小勒单缰（不允许使用大勒双缰）。

注2：所有快步允许“坐鞍快步”或“轻快步”执行，除非科目中明确说明。

2024 国际马联 三项赛 一星级CCI1* 盛装舞步 科目B 时间：从入场到最后敬礼 约4分30秒							一星级 CCI1* 科目B 第1页
		动作	评判要点	分值	系数	得分	评语
1	A	工作快步入场 延中央线前进不立定	规整。中央线上的正直。 快步的质量。	10			
2	C M-S	向右进入蹄迹线 工作快步斜换里怀	回转的平衡与屈挠。规整。 弹性。流畅。	10			
3	E X	左转向X点前进 向左15米圆	屈挠的一致。步伐的规整与 弹性。圆上的平衡。	10			
4	X X B	向右15米圆 向B点前进 右转	屈挠的一致。步伐的规整与 弹性。圆上的平衡。	10			
5	BPF AK K-R R	工作快步 轻快步斜换里怀 快步伸展几步 工作快步	保持步伐的节奏与速率。步 伐与轮廓的伸展。接受联 系。	10	2		
6	C	立定、不动4秒 中间慢步前进	正确的节奏。正直。接受联 系。立定与起步的时机。转 换中的联系。	10			
7	H-P P-F	斜换里怀 长缰自由慢步 中间慢步	规整。轮廓与步伐的伸展。 接受联系。肩部的自由。地 面覆盖与蹄印超越。	10	2		
8	F A	转换到工作快步 转换到工作跑步 (右跑步)	转换的质量与平衡。跑步的 柔软与流畅。	10			
9	K-S S	跑步做几步伸展 工作跑步	步伐的规整与伸展。正直。 步伐的伸展与收回的流畅。	10			
10	C C-R	向右15米圆 工作跑步	跑步的质量。圆的形状、大 小。平衡。流畅。	10			
11	R-X-V	斜换里怀 X点转换到工作快步	转换中的平衡。流畅。辅助 的正确与接受。	10			
12	V V-K-A	转换到工作跑步 (左跑步) 工作跑步	转换中的平衡。流畅。辅助 的接受与正确。	10			
13	A A-P	向左15米圆 工作跑步	跑步的质量。圆的形状、大 小。平衡。流畅。	10			
14	P-X-S	斜换里怀 X转换到工作快步	转换中的平衡。流畅。辅助 的正确与接受。	10			

2024 国际马联 三项赛 一星级 CCI1* 盛装舞步 科目B 时间：从入场到最后敬礼 约4分30秒							一星级 CCI1* 科目B 第2页
		动作	评判要点	分值	系数	得分	评语
15	S H-C	转换到工作跑步 (右跑步) 工作跑步	转换中的平衡。流畅。辅助的正确与接受。	10			
16	C C-B	转换到工作快步 工作快步	到快步的转换。回转的平衡。	10			
17	B	向右20米圆 轻快步让马背部伸展 向前向下到长缰	快步的规整与质量。轮廓的向前伸展与放低。背部柔软。向前寻找联系。	10	2		
18	B与P之间 P	收回缰绳 向右10米半圆到L点	收回缰绳的接受。回转的平衡。快步的规整、流畅、质量。	10			
19	L-G	进入中央线	正直、节奏、平衡、流畅。	10			
20	G	立定、不动、敬礼	到立定的转换。正直、方正、不动。	10			
长缰自由慢步自A点离开场地							
小计				230			

	综合评分	分值	系数	得分	评语
1	骑手与马匹的和谐：符合马匹训练规律而获得的人马相互信任。	10	2		
	总计	250			

扣分与罚分

路线错误：

第一次 = 2 分

第二次 = 4 分


第三次 = 淘汰

其它错误：每次2分

总分

总体评语：

--



FEI™ EVENTING DRESSAGE TEST 2024



CCI1* Test B

Event:

Date:

Judge:

N° of programme:

Competitor:

Nationality:

Horse:

Signature of the Judge:

CCI1* DRESSAGE TEST B:

Note 1: Only snaffle bridle is allowed for CCI 1* level (no double bridle).

Note 2: All trot work may be executed "sitting" or "rising" unless specified in the test.

2024 FEI EVENTING CCI1* DRESSAGE TEST B Time: from entrance to final salute - approx. 4:30 minutes						CCI1* Test B page 1
		Test	Directive ideas	Mark	Mark	Remarks
1	A	Enter in working trot and proceed down center line without halting	Regularity, straightness of the center line, quality of trot.	10		
2	C M – S	Track right Change the rein in working trot	Balance and bend in turns, regularity, elasticity and fluency.	10		
3	E X	Turn left to X Circle left 15 meters	Uniformity of bend, regularity and elasticity of steps; balance in circle.	10		
4	X X B	Circle right 15 meters Proceed to B Turn right	Uniformity of bend, regularity and elasticity of steps; balance in circle.	10		
5	BPAK K – R R	Working trot Change the rein show a few lengthened trot strides (rising) Working trot	Maintaining rhythm and tempo of the steps, lengthening of stride and frame, and acceptance of contact.	10x2		
6	C	Halt, immobility 4 seconds and proceed in medium walk	Correct rhythm, straightness and acceptance of contact, timing for the halt and move off. Contact in the transition.	10		
7	H – P P-F	Change rein free walk on a long rein Medium walk	Regularity and lengthening of the frame and stride acceptance of the contact; freedom of the shoulder, development of ground cover and over-track.	10x2		
8	F A	Transition to working trot Transition to working canter right	Quality of and balance during the transitions, suppleness and fluency of canter.	10		
9	K – S S	Show some lengthening of strides in canter Working canter	Regularity and lengthening of strides; straightness and the fluency of difference in pace.	10		
10	C C – R	15-meter circle right Working canter	Quality of canter; shape and size of the circle balance and fluency.	10		
11	R-X-V	Change rein with a transition to working trot over X	Balance with-in the transition, fluency, correctness and acceptance of the aids.	10		
12	V V-K-A	Transition to working canter left Working canter	Balance with-in the transition, fluency, correctness and acceptance of the aids.	10		
13	A A – P	15-meter circle left Working canter	Quality of canter, shape and size of the circle, balance and fluency.	10		
14	P-X-S	Change rein with a transition to trot over X	Balance with-in the transition, fluency, correctness and acceptance of the aids.	10		
15	S H – C	Transition to working canter right Working canter	Balance with-in the transition, fluency, correctness and acceptance of the aids.	10		
16	C C – B	Transition to working trot Working trot	Transition to trot; balance in turn.	10		
To carry forward				180		

Carried forward				180		
17	B	Circle right 20 meters allowing the horse to stretch over the back (forward and down) into a long rein, in rising trot	Regularity and quality of trot, the quality of the stretch forward and down with the frame, suppleness over the back, seeking the contact forward.	10x2		
18	Between B and P	Retake the reins	Acceptance of the retaking the rein, balance in the turn	10		
	P	Half circle right 10 meters to L	regularity, fluency and quality of the trot.			
19	L – G	Proceed down the center line	Straightness, rhythm, balance and fluency.	10		
20	G	Halt, immobility salute	Transition to halt; straightness, squareness and immobility.	10		
Leave the arena at a free walk on a long rein at A						
SUB TOTAL				230		
	COLLECTIVE MARK			Mark	Mark	Remarks
1	Harmony of Athlete and Horse		A confident partnership created by adhering to the scale of training.	10		
				Coeff. 2		
TOTAL				250		

To be deducted / Penalty Points:

Errors of course are penalised:

- 1st time = 2 points
- 2nd time = 4 points
- 3rd time = elimination
- Other errors : Two (2) points per error to be deducted

TOTAL

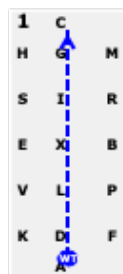
Overall remarks:

FEI EVENTING 1* STAR INTRO DRESSAGE TEST B 2024

[20x60, viewed from A end]

page 1 of 1

- * Trot work may be sitting or rising unless specified in the test
- * Snaffle bridle only. No double bridle



A: Enter in working trot and proceed down center line without halting



C: Track right
MS: Change the rein in working trot




E: Turn left to X
X: Circle left 15 meters



X: Circle right 15 meters
X: Proceed to B
B: Turn right



BPFAK: Working trot
KR: Change the rein
Show a few lengthened trot strides (rising)
R: Working trot
double score




C: Halt immobility 4 seconds and proceed in medium walk



HP: Change rein free walk on a long rein
PF: Medium walk
double score



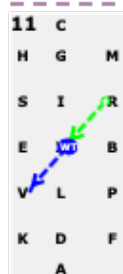
F: Transition to working trot
A: Transition to working canter right



KS: Show some lengthening of strides in canter
S: Working canter



C: 15 meter circle right
CR: Working canter



RXV: Change rein with a transition to working trot over X



V: Transition to working canter left
VKA: Working canter




A: 15 meter circle left
AP: Working canter



PXS: Change rein with a transition to trot over X



S: Transition to working canter right
HC: Working canter



C: Transition to working trot
CB: Working trot




B: Circle right 20 meters allowing the horse to stretch over the back (forward and down) into a long rein in rising trot
double score



bet. B&P: Retake the reins
P: Half circle right 10 meters to L



LG: Proceed down the center line



G: Halt immobility salute

Suitable for use by commander